

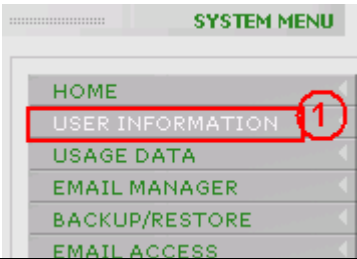
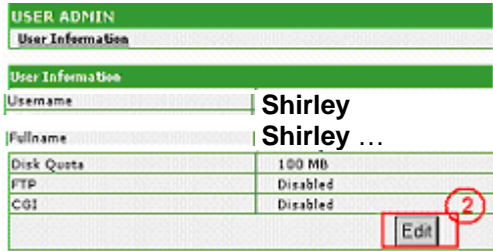




How to Change your email password ?

Some simple Steps

STEP	
1.	<p>Logon to website www.silicon.sg/user</p> <p>Click Yes to proceed when you are prompted with the security alert.</p>  <p>Enter your username eg. Shirley and password And click Login</p> 
2.	<p>Click "User Information"</p> 
3.	<p>Click "EDIT"</p> 
4.	<p>Enter the new password twice and click Save</p> 

STEP	
5.	<p>That is it. The Password has been changed.</p> <p>Click Logout</p> 
6.	<p>Test by log-in again as in step (1)</p> <p>If you forgot your password at any time, or require any assistance please call Victor at 9383-6493 and send an email request to support@emmanuel.com.sg</p> <p>To ensure that we are releasing the password only to the legitimate user, we will need an email request from the office administrator. We will then call back your office to advise the user accordingly.</p> <p>This procedures are part of security measures we undertake to protect everyone.</p>